

Employment

IN NEW YORK STATE

Andrew M. Cuomo, Governor
Peter M. Rivera, Commissioner

At a Glance

In March 2013, New York's seasonally adjusted unemployment rate was 8.2%, down from February 2013's level of 8.4%. The nation's unemployment rate was 7.6% in March 2013. New York State had 8,877,100 nonfarm jobs in March 2013, including 7,426,100 private sector jobs, after seasonal adjustment. The number of seasonally adjusted private sector jobs in the state increased by 0.2% between February 2013 and March 2013, while those in the nation increased by 0.1%. From March 2012 to March 2013, the number of private sector jobs increased by 1.3% in the state and 1.9% in the nation (not seasonally adjusted). New York's Index of Coincident Economic Indicators increased at an annual rate of 3.6% in March 2013.

Change in Nonfarm Jobs

March 2012 - March 2013

(Data not seasonally adjusted, net change in thousands)

	Net	%
Total Nonfarm Jobs	79.9	0.9
Private Sector	97.1	1.3
Goods-producing	-6.6	-0.9
Nat. res. & mining	-0.4	-8.2
Construction	7.3	2.5
Manufacturing	-13.5	-3.0
Durable gds.	-8.2	-3.1
Nondurable gds.	-5.3	-2.8
Service-providing	86.5	1.1
Trade, trans. & util.	15.2	1.0
Wholesale trade	-3.1	-0.9
Retail trade	17.2	1.9
Trans., wrhs. & util.	1.1	0.4
Information	0.1	0.0
Financial activities	-7.9	-1.2
Prof. & bus. svcs.	32.6	2.9
Educ. & health svcs.	35.8	2.0
Leisure & hospitality	25.0	3.3
Other services	2.9	0.8
Government	-17.2	-1.2

Youth Need to Have a Plan in Our Ever-changing Global Economy...

Award-winning CareerZone Program Has Many New Features

"We cannot always build the future for our youth, but we can build our youth for the future."

Franklin D. Roosevelt (1882 - 1945)

"The only constant is change."

Heraclitus (c. 535 - c. 475 BC)

Although they lived 2,500 years apart, these selected quotes from the 32nd President of the United States, Franklin D. Roosevelt, and the Greek philosopher Heraclitus underscore the need to be prepared in our ever-changing global economy. This is particularly true for today's youth, who are considering their career options at a time

when globalization has resulted in simultaneous waves of new economic opportunities and challenges.

The CareerZone Program

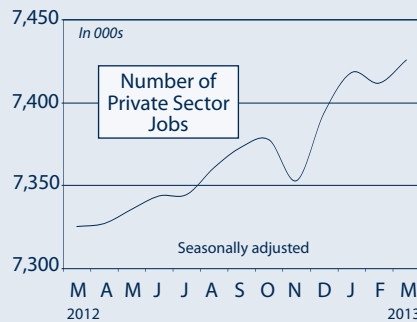
Whether you're an educator, parent, businessperson or an individual who works with youth in other ways, you can play an important role in helping youth explore careers. One of the easiest ways to accomplish this is by using the New York State CareerZone tool, an award-winning, Internet-based career exploration and planning system developed by the New York State Department of Labor.



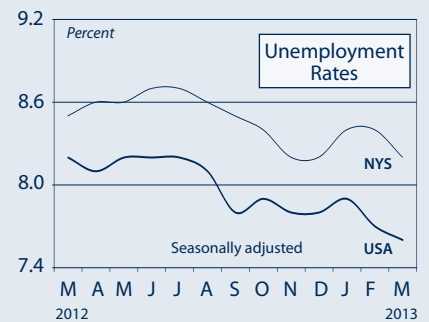
Continued on page 2

IN MARCH...

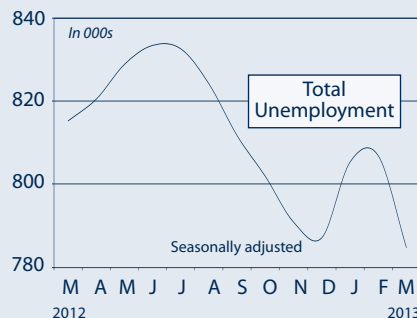
...NYS private sector jobs increased



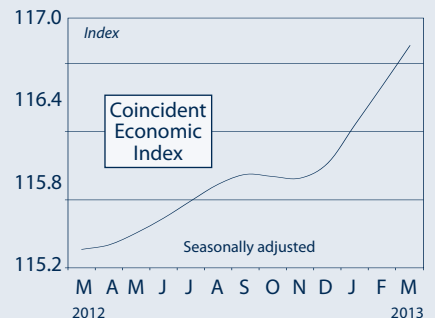
...NYS unemployment rate decreased



...NYS unemployment decreased



...NYS economic index increased



Focus on the North Country

Economic Recovery Continues in the North Country
by Alan Beideck, Labor Market Analyst, North Country

The North Country region continues to slowly regain the private sector jobs lost during the last recession. The latest available jobs data from the Quarterly Census of Employment and Wages show that private sector jobs in the region grew by almost 300 between January-September 2011 and January-September 2012.

Travel and Tourism Grows

Leisure and hospitality (+450) added the most jobs of any industry sector in the region in 2012. A report from the Lake Placid-based Essex County Regional Office of Sustainable Tourism attests to the recent growth in the area's travel and tourism sector. It notes that spending by visitors to Essex County, the home of Lake Placid, rose from \$89 million in 2010 to \$117 million in 2011, an increase of more than 30%! This key regional industry received a boost from a \$75 million expansion of the Akwesasne-Mohawk Casino complex, which now includes a 150-room hotel, a bingo palace and an expanded gaming floor. A new 97-room hotel on Mirror Lake in Lake Placid is also expected to open later this year.

A steady influx of Canadian visitors to the region has also been contributing to the North Country's growing tourism sector, attracted in large part by the decline in the value of the U.S. dollar against the Canadian dollar in recent years. According to exchange rate data from the Bank of Canada, the U.S. dollar fell by about 30% over the past decade. A falling U.S. dollar makes our goods and services less costly for foreign visitors.

Other Growing Industries

Between 2011 and 2012, the job count at building construction firms increased by 220. This follows several years of losses. Overall construction employment, which also includes heavy construction and special trades, was down in 2012.

Administrative and support services (+200) was another regional industry that added jobs in 2012. A gain of 105 jobs in employment services, which includes temporary help agencies, boosted the job count in this industry. Employment gains in this industry are particularly important, since they often signal an area is in the early stages of an economic recovery and employers may begin to make permanent hires.

Between 2011 and 2012, several manufacturing industries in the North Country reported over-the-year job gains. The largest manufacturing job gains in the region were recorded in transportation equipment (+160). Railcar maker Bombardier and Nova Bus, both located in Plattsburgh (Clinton County), have won major contracts, which have helped to support current staffing levels. In 2012, Bombardier won a contract to build 260 rail cars for the Bay Area Rapid Transit system. The contract includes three options that could bring the total value of the contract up to \$1.5 billion. Nova Bus won a \$48 million contract in 2012 to build 70 articulated buses for the Metropolitan Transit Authority of Harris County in Texas. More recently, they were awarded a contract from the Chicago



Transit Authority for 300 buses with an option for an additional 150.

Private hospitals are a major employer, with more than 7,700 employees in the region. Moreover, hospitals have been a consistent driver in the regional economy, adding an average of nearly 120 jobs per year in 2001-2011. Between 2011 and 2012, the job count in this sector continued at that pace.

Employment gains were also reported in warehousing and storage, transit and ground passenger transportation, wholesale trade and gift and souvenir stores. Increased U.S.-Canada trade activity over the past few years and the region's proximity to Canada have increased demand for warehousing and storage space in the area.

Summary

Looking ahead, the North Country continues to slowly recover from the national recession. Between 2011 and 2012, the region's largest private sector job gains were registered in the key leisure and hospitality sector. Smaller gains occurred in a number of other goods-producing and service-producing industries. ■

CareerZone... from page 1

CareerZone helps youth identify what skills and interests they have and how to link those with the multitude of career options available to them. CareerZone helps open youths' eyes to the world of opportunity, while at the same time helping them plan how to find their place in it.

You Need to Have a Plan

The CareerZone portfolio helps track the information that is critical to forming a comprehensive career plan. Youth are encouraged to explore and record their interests, abilities, areas for improvement, work experience and goals. This can be used as a formal career plan to meet the State Education Department's standards for Career Development and Occupational Studies. It can also serve as an independent tool to aid youth in their career exploration.

CareerZone has recently incorporated a number of updates to better serve its users. Some of these enhancements include:

- Improved Google Translate Option – Access CareerZone in one of 64 languages
- "Quick" Guest Tools – These help users create resumes, cover letters and reference lists, and also include a new job application tool
- Additions to Occupational Profiles – This gives additional job details such as license, certification and apprenticeship information
- Improved ability to search by salary, in-demand jobs or educational requirements
- Streamlined Assessments – This means shorter, more efficient interest assessments for youth as well as a practical, hands-on work importance evaluation tool

CareerZone offers all of its useful tools and information at no cost to its users. These include a "Dollars and Sense" budgeting tool, interest and skill assessments, lesson plans and activities for educators, and expanded Career Plan features.

What if I Don't Know Where to Start?

Often, when youth are at the beginning of their career exploration, they don't know where to start. CareerZone offers several different assessment tools to help youth narrow down which careers to explore further. These tools include:

Interest profiler

Simply decide whether you would enjoy doing each of the common work activities presented and CareerZone will analyze your interests and make career recommendations based on those interests.

Continued on page 3

Unemployment Rates in New York State

Data Not Seasonally Adjusted

	MAR '12	MAR '13		MAR '12	MAR '13		MAR '12	MAR '13
New York State	8.7	8.1	Hudson Valley	7.6	7.2	Finger Lakes	8.4	8.0
Capital	8.0	7.5	Dutchess	8.0	7.4	Genesee	8.7	8.0
Albany	7.4	6.8	Orange	8.3	7.9	Livingston	9.6	9.1
Columbia	7.9	7.4	Putnam	6.6	6.3	Monroe	7.9	7.5
Greene	9.9	9.5	Rockland	6.8	6.4	Ontario	8.6	8.1
Rensselaer	8.5	7.8	Sullivan	10.4	9.9	Orleans	10.4	10.4
Saratoga	7.3	6.9	Ulster	9.0	8.5	Seneca	8.6	8.2
Schenectady	7.9	7.5	Westchester	7.2	6.8	Wayne	9.5	9.5
Warren	10.5	9.6	Mohawk Valley	9.8	9.3	Wyoming	10.1	9.7
Washington	8.8	8.7	Fulton	11.3	10.6	Yates	7.9	7.7
Central New York	9.0	8.6	Herkimer	10.3	10.1	Western New York	8.8	8.6
Cayuga	8.8	8.7	Montgomery	11.2	10.7	Allegany	9.1	8.8
Cortland	9.5	9.4	Oneida	9.0	8.7	Cattaraugus	9.6	9.3
Madison	9.6	9.2	Otsego	8.7	8.2	Chautauqua	8.9	8.8
Onondaga	8.3	7.7	Schoharie	11.5	10.4	Erie	8.6	8.2
Oswego	11.6	11.2	North Country	11.3	10.9	Niagara	9.6	9.4
Southern Tier	8.6	8.5	Clinton	10.8	9.9	Long Island	7.4	6.8
Broome	9.1	8.7	Essex	11.5	11.1	Nassau	6.9	6.4
Chemung	8.7	9.3	Franklin	10.7	10.6	Suffolk	7.8	7.1
Chenango	9.2	8.6	Hamilton	12.4	12.0	New York City	9.4	8.5
Delaware	9.2	9.4	Jefferson	11.6	11.5	Bronx	13.2	11.6
Schuyler	9.4	9.4	Lewis	12.0	12.3	Kings	10.0	9.2
Steuben	10.3	10.5	St. Lawrence	11.3	10.8	New York	7.9	7.1
Tioga	8.5	9.1				Queens	8.5	7.7
Tompkins	5.7	5.3				Richmond	8.4	7.5

CareerZone...from page 2

Work Importance Profiler

Even if you know what your interests are, it is important to identify what type of work environment is a good fit for you to pursue your interests and passions. CareerZone helps identify and explore occupations that you may like, based on your work values and what different occupations can offer you.

Job Readiness Skills

Find an occupation that matches the skills you already have and learn about other skills you can obtain in order to expand your career options. This is an excellent tool for planning your future career and educational path.

Dollars and Sense

After you input a county or zip code, the budgeting tool will give you the average cost for a variety of lifestyle choices. It will provide information on several key budget categories, including housing, utilities, transportation and entertainment. You can also type in your own amount if you know exactly what you plan to spend. CareerZone will then create a budget that allows you to see how much you need to earn each month to support the lifestyle you selected. This is a very helpful resource for youth and adults alike.

How Can I Use CareerZone?

Educators

CareerZone provides lesson plans to help you incorporate career exploration into the classroom.

These lesson plans are linked to learning standards, allowing you to meet your educational criteria while still helping students explore careers. Lesson plans are also tied to multiple subject areas, not just career development courses. This allows all educators to help students plan for their future in a variety of ways.

Businesses

CareerZone's portfolio helps applicants create official resumes, cover letters and reference lists. By encouraging youth to use these resources, you will get the application materials you need while also giving youth experience in the proper way to apply for jobs. Encouraging youth to explore various occupation profiles can also encourage them to become familiar with other elements of your business and encourage retention.

Youth Program Providers

CareerZone's "Dollars and Sense" budgeting tool allows youth to forecast the monthly expenses they will have as adults, based on lifestyle choices and where they want to live. It will also provide information about careers that pay salaries high enough to support their desired lifestyle.

Conclusion

We are all living in a fast-moving world. Many of the issues that confront us today are complex in nature and global in consequence. Given the dynamism and interconnectedness of the international economy, what happens in one

part of the world can have a profound impact in another region.

While some economic challenges can be difficult to anticipate and respond to, preparing youth for the workforce is one of the most important tasks we all face. They are the workers of tomorrow. Youth need to know what careers are available as well as how to utilize their skills and interests to attain those careers. CareerZone is one of many tools that can help youth begin to explore and evaluate their options for the future. By using these tools to establish a solid plan, New York State's youth will be better prepared and will contribute to a better economic future for us all. To learn more about the new and improved CareerZone, visit www.careerzone.ny.gov. ■

by Liz Morrissy

Employment in New York State is published 12 times a year. To request a change of address, write to the address below and provide your old and new addresses.

New York State Department of Labor
Division of Research & Statistics, Pubs. Unit
Building 12, State Office Campus
Albany, NY 12240

Deputy Director	Bohdan M. Wynnyk
Editor	Kevin Jack
Ass't. Dir. of Communications	Chris White
Graphic Design	Jeff Mosher
Editorial Advisor	Lesley Paporone



REGIONAL ANALYSTS' CORNER

CAPITAL

James Ross — 518-462-7600

For the 12-month period ending March 2013, the private sector job count in the Capital Region increased by 3,900, or 1.0 percent, to 406,500. Gains were focused in educational and health services (+2,900), leisure and hospitality (+1,500), natural resources, mining and construction (+800) and manufacturing (+400). Losses were centered in trade, transportation and utilities (-700) and information (-600).

CENTRAL NY

Karen Knapik-Scalzo — 315-479-3391

For the 12-month period ending March 2013, the private sector job count in the Syracuse metro area rose 700, or 0.3 percent, to 253,700. Job growth was concentrated in educational and health services (+1,400), natural resources, mining and construction (+300) and trade, transportation and utilities (+300). The largest losses were in leisure and hospitality (-800), manufacturing (-400) and financial activities (-300).

FINGER LAKES

Tammy Marino — 585-258-8870

Private sector jobs in the Rochester metro area rose over the year by 200 to 428,000 in March 2013. Employment gains were concentrated in trade, transportation and utilities (+1,200), educational and health services (+1,000), professional and business services (+400) and financial activities (+300). Losses were greatest in manufacturing (-2,400).

HUDSON VALLEY

John Nelson — 914-997-8798

For the 12-month period ending March 2013, private sector jobs in the Hudson Valley increased by 5,700, or 0.8 percent, to 734,800. Gains were largest in professional and business services (+2,800), trade, transportation and utilities (+2,700), leisure and hospitality (+2,100) and educational and health services (+1,900). Losses were centered in natural resources, mining and construction (-1,600), manufacturing (-1,200) and information (-1,100).

LONG ISLAND

Shital Patel — 516-934-8533

The private sector job count on Long Island increased over the year by 21,700, or 2.1 percent, to 1,060,100 in March 2013. The largest gains occurred in trade, transportation and utilities (+6,600), educational and health services (+6,400), leisure and hospitality (+5,600) and professional and business services (+3,400). Job losses were centered in manufacturing (-1,200).

MOHAWK VALLEY

Mark Barbano — 315-793-2282

For the 12-month period ending March 2013, the private sector job count in the Mohawk Valley increased by 300, or 0.2 percent, to 143,900. Job gains were centered in leisure and hospitality (+900) and educational and health services (+500). Losses were greatest in financial activities (-300), information (-200), manufacturing (-200) and professional and business services (-200).

NEW YORK CITY

James Brown — 212-775-3330

Private sector jobs in New York City rose by 57,900, or 1.8 percent, to 3,358,800 for the 12-month period ending March 2013. Job growth was greatest in professional and business services (+22,800), educational and health services (+22,700), trade, transportation and utilities (+11,200) and other services (+4,700). Losses were centered in financial activities (-5,800) and manufacturing (-1,400).

NORTH COUNTRY

Alan Beideck — 518-523-7157

The private sector job count in the North Country rose over the year by 700, or 0.6 percent, to 108,400 in March 2013. The largest employment gains were recorded in leisure and hospitality (+700) and manufacturing (+200).

SOUTHERN TIER

Christian Harris — 607-741-4485

Private sector employment in the Southern Tier rose over the year by 400, or 0.2 percent, to 230,700 in March 2013. Job gains were largest in educational and health services (+700) and leisure and hospitality (+700). Employment losses were centered in manufacturing (-600) and trade, transportation and utilities (-400).

WESTERN NY

John Slenker — 716-851-2742

Private sector employment in the Buffalo-Niagara Falls metro area increased by 3,200, or 0.7 percent, to 449,700 over the 12 months ending March 2013. Job gains were centered in leisure and hospitality (+2,400), professional and business services (+1,700), trade, transportation and utilities (+700) and educational and health services (+600). Losses were greatest in natural resources, mining and construction (-1,900) and manufacturing (-600).

